



Feedback Analysis Report

Student feedback collected on the Curriculum

We deeply value the feedback provided by our students, and their input is vital in shaping the educational experience we offer. We are committed to fostering an environment where students thrive academically and personally. Online feedback from students has been collected. Feedback from the students regarding curriculum, syllabus, course delivery and many other such points has been collected. The purpose of this report is to present an analysis of the feedback gathered from students across various courses. A total number of 296 students have responded. The number of students has been divided depending on the programmes on which they are enrolled. To collect the feedback a questionnaire consisting of 10 questions based on various aspects of course curriculum has been prepared. The questions are mainly aimed at gathering information and will be considered as an important tool for understanding many things such as developing the course and improving the process, education and non-education. The questions were set on a scale between 1 to 5, with 1 being satisfied and 5 being highly satisfied. In each question 1 indicates (Poor), 2 indicates (Fair), 3 indicates (Good), 4 indicates (Very good) and 5 indicates (Excellent).

The table 1 showing the number of students responded according to the different programmes present currently in the college.

Table 1

| Academic year | Programme | No. of Students |
|---------------------------|-----------|-----------------|
| June, 2022 to May 2023 | B.A. | 131 |
| | B.Sc. | 61 |
| | B. Com. | 38 |
| | BBA | 46 |
| | B. Ed | 20 |
| | Total | 296 |



Table 2: Representing feedback submitted by BA students

| Programme | Parameter | Excellent % | Very good % | Good % | Fair % | Poor % |
|-----------|---|-------------|-------------|--------|--------|--------|
| B.A. | 1. Curriculum and Syllabi of the Courses | 19.85 | 30.53 | 45.04 | 4.58 | 0.00 |
| | 2. Extent of syllabi covered in the Class | 11.45 | 40.46 | 43.51 | 4.58 | 0.00 |
| | 3. Course delivery by faculty members in the class | 22.90 | 35.88 | 37.40 | 3.82 | 0.00 |
| | 4. Usage of teaching aids and ICT in the class by faculty to facilitate teaching | 14.50 | 28.24 | 48.09 | 7.63 | 0.00 |
| | 5. Fairness in the assessment processes (Class test, Group Discussion, Quiz, Assignments, Presentation etc.) | 17.56 | 36.64 | 34.35 | 9.16 | 2.29 |
| | 6. Timely announcement of examination results by University | 22.90 | 22.90 | 41.98 | 6.87 | 5.34 |
| | 7. Opportunities for Research Activities (applicable for the 6th semester students only) | 17.11 | 28.95 | 47.37 | 6.58 | 0.00 |
| | 8. Opportunity for students to participate in internship, student exchange, field visit, study tours etc. | 12.21 | 24.43 | 45.80 | 12.98 | 4.58 |
| | 9. Opportunities for out of class room learning (guest lectures, seminars, workshop, value added programmes, conferences, competitions) | 15.27 | 34.35 | 38.17 | 10.69 | 1.53 |
| | 10. Your Overall Learning Experience | 18.32 | 39.69 | 37.40 | 4.58 | 0.00 |



goinha

Table 3: Representing feedback submitted by B.Sc students

| Programme | Parameter | Excellent % | Very good % | Good % | Fair % | Poor % |
|-----------|---|-------------|-------------|--------|--------|--------|
| B.Sc | 1. Curriculum and Syllabi of the Courses | 23.21 | 26.79 | 35.71 | 10.71 | 3.57 |
| | 2. Extent of syllabi covered in the Class | 19.64 | 28.57 | 35.71 | 12.50 | 3.57 |
| | 3. Course delivery by faculty members in the class | 25.00 | 32.14 | 33.93 | 3.57 | 5.36 |
| | 4. Usage of teaching aids and ICT in the class by faculty to facilitate teaching | 28.57 | 25.00 | 35.71 | 7.14 | 3.57 |
| | 5. Fairness in the assessment processes (Class test, Group Discussion, Quiz, Assignments, Presentation etc.) | 17.86 | 32.14 | 33.93 | 10.71 | 5.36 |
| | 6. Timely announcement of examination results by University | 32.14 | 21.43 | 30.36 | 14.29 | 1.79 |
| | 7. Opportunities for Research Activities (applicable for the 6th semester students only) | 30.00 | 20.00 | 33.33 | 13.33 | 3.33 |
| | 8. Opportunity for students to participate in internship, student exchange, field visit, study tours etc. | 25.00 | 17.86 | 32.14 | 12.50 | 12.50 |
| | 9. Opportunities for out of class room learning (guest lectures, seminars, workshop, value added programmes, conferences, competitions) | 26.79 | 26.79 | 35.71 | 10.71 | 0.00 |
| | 10. Your Overall Learning Experience | 23.21 | 30.36 | 33.93 | 10.71 | 1.79 |



Table 4: Representing feedback submitted by B.Com students

| Programme | Parameter | Excellent % | Very good % | Good % | Fair % | Poor % |
|-----------|---|-------------|-------------|--------|--------|--------|
| B.Com | 1. Curriculum and Syllabi of the Courses | 13.16 | 36.84 | 39.47 | 10.53 | 0.00 |
| | 2. Extent of syllabi covered in the Class | 13.16 | 36.84 | 42.11 | 7.89 | 0.00 |
| | 3. Course delivery by faculty members in the class | 21.05 | 28.95 | 39.47 | 10.53 | 0.00 |
| | 4. Usage of teaching aids and ICT in the class by faculty to facilitate teaching | 10.53 | 28.95 | 42.11 | 13.16 | 5.26 |
| | 5. Fairness in the assessment processes (Class test, Group Discussion, Quiz, Assignments, Presentation etc.) | 15.79 | 31.58 | 39.47 | 13.16 | 0.00 |
| | 6. Timely announcement of examination results by University | 21.05 | 26.32 | 36.84 | 13.16 | 2.63 |
| | 7. Opportunities for Research Activities (applicable for the 6th semester students only) | 9.09 | 22.73 | 54.55 | 13.64 | 0.00 |
| | 8. Opportunity for students to participate in internship, student exchange, field visit, study tours etc. | 7.89 | 26.32 | 18.42 | 21.05 | 26.32 |
| | 9. Opportunities for out of class room learning (guest lectures, seminars, workshop, value added programmes, conferences, competitions) | 10.53 | 31.58 | 34.21 | 13.16 | 10.53 |
| | 10. Your Overall Learning Experience | 15.79 | 31.58 | 39.47 | 10.53 | 2.63 |



Table 5: Representing feedback submitted by BBA students

| Programme | Parameter | Excellent % | Very good % | Good % | Fair % | Poor % |
|-----------|---|-------------|-------------|--------|--------|--------|
| B.B.A | 1. Curriculum and Syllabi of the Courses | 8.70 | 36.96 | 50.00 | 2.17 | 2.17 |
| | 2. Extent of syllabi covered in the Class | 8.70 | 28.26 | 56.52 | 6.52 | 0.00 |
| | 3. Course delivery by faculty members in the class | 15.22 | 30.43 | 52.17 | 2.17 | 0.00 |
| | 4. Usage of teaching aids and ICT in the class by faculty to facilitate teaching | 10.87 | 17.39 | 65.22 | 6.52 | 0.00 |
| | 5. Fairness in the assessment processes (Class test, Group Discussion, Quiz, Assignments, Presentation etc.) | 15.22 | 23.91 | 54.35 | 4.35 | 2.17 |
| | 6. Timely announcement of examination results by University | 17.39 | 10.87 | 34.78 | 23.91 | 13.04 |
| | 7. Opportunities for Research Activities (applicable for the 6th semester students only) | 6.90 | 24.14 | 51.72 | 13.79 | 3.45 |
| | 8. Opportunity for students to participate in internship, student exchange, field visit, study tours etc. | 8.70 | 19.57 | 52.17 | 8.70 | 10.87 |
| | 9. Opportunities for out of class room learning (guest lectures, seminars, workshop, value added programmes, conferences, competitions) | 8.70 | 28.26 | 45.65 | 15.22 | 2.17 |
| | 10. Your Overall Learning Experience | 17.39 | 39.13 | 36.96 | 4.35 | 2.17 |



Table 6: Representing feedback submitted by B.Ed students

| Programme | Parameter | Excellent % | Very good % | Good % | Fair % | Poor % |
|-------------|---|-------------|-------------|--------|--------|--------|
| B.Ed | 1. Curriculum and Syllabi of the Courses | 10.00 | 40.00 | 75.00 | 15.00 | 0.00 |
| | 2. Extent of syllabi covered in the Class | 0.00 | 45.00 | 40.00 | 10.00 | 5.00 |
| | 3. Course delivery by faculty members in the class | 20.00 | 35.00 | 25.00 | 20.00 | 0.00 |
| | 4. Usage of teaching aids and ICT in the class by faculty to facilitate teaching | 25.00 | 35.00 | 25.00 | 15.00 | 0.00 |
| | 5. Fairness in the assessment processes (Class test, Group Discussion, Quiz, Assignments, Presentation etc.) | 10.00 | 35.00 | 40.00 | 10.00 | 5.00 |
| | 6. Timely announcement of examination results by University | 10.00 | 20.00 | 40.00 | 20.00 | 10.00 |
| | 7. Opportunities for Research Activities (applicable for the 6th semester students only) | 14.29 | 28.57 | 57.14 | 0.00 | 0.00 |
| | 8. Opportunity for students to participate in internship, student exchange, field visit, study tours etc. | 0.00 | 55.00 | 15.00 | 20.00 | 10.00 |
| | 9. Opportunities for out of class room learning (guest lectures, seminars, workshop, value added programmes, conferences, competitions) | 15.00 | 15.00 | 45.00 | 20.00 | 5.00 |
| | 10. Your Overall Learning Experience | 10.00 | 45.00 | 30.00 | 15.00 | 0.00 |



Shinha


Student Feedback Analysis Report

This report summarizes the feedback provided by students regarding various aspects of our educational institution, programs, and services. Gathering and analyzing student feedback is essential for continuous improvement and ensuring that we meet the needs and expectations of our student body.

Depending on the responses some of the key points has been summarized:

- A majority of students expressed satisfaction with the relevance of the course content to their learning objectives.
- Many noted that the content was presented in an engaging manner, which enhanced their interest and motivation.
- Positive responses were made about the instructors' dedication, knowledge, and willingness to assist students.
- Clear communication and the ability to explain complex concepts were highlighted as strengths.
- Many students appreciated the variety of assessments used, including assignments, quizzes, and projects, which provided opportunities for different learning styles.
- Students praised the various teaching methods employed in the curriculum, including lectures, group discussions, hands-on projects, and online resources.
- Constructive and timely feedback on assessments was valued, as it helped students understand their strengths and areas for improvement.
- The majority of students felt that the learning environment was inclusive, respectful, and conducive to collaboration.
- Some suggested additional resources and materials that could further enhance the learning experience.

The feedback provided by students regarding the curriculum demonstrates its effectiveness in providing an engaging and enriching learning experience. The curriculum's clear objectives, diverse content, and supportive instructors have contributed to its success. It is clear that the curriculum is meeting the needs and expectations of students and aligns with the institution's



Sinha

educational goals. We extend our gratitude to all the students who took the time to provide feedback. Their input is instrumental in our ongoing commitment to delivering high-quality education.

Figure 1 to 10, the feedback collected from the students are expressed graphically for each questionnaire, according to the students enrolled in different programmes in the Institute.

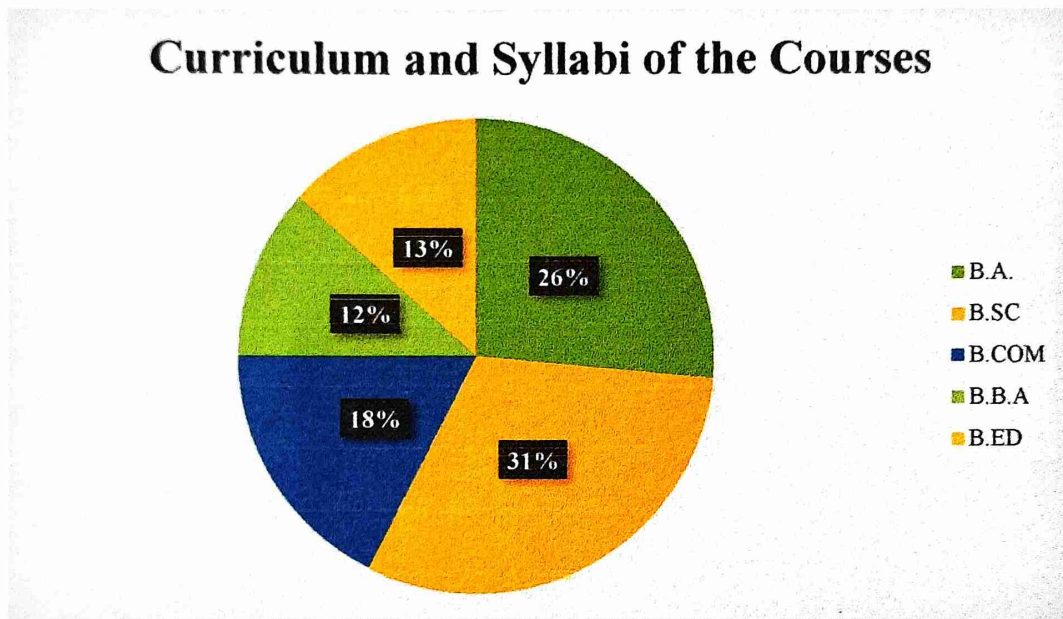


Figure 1.

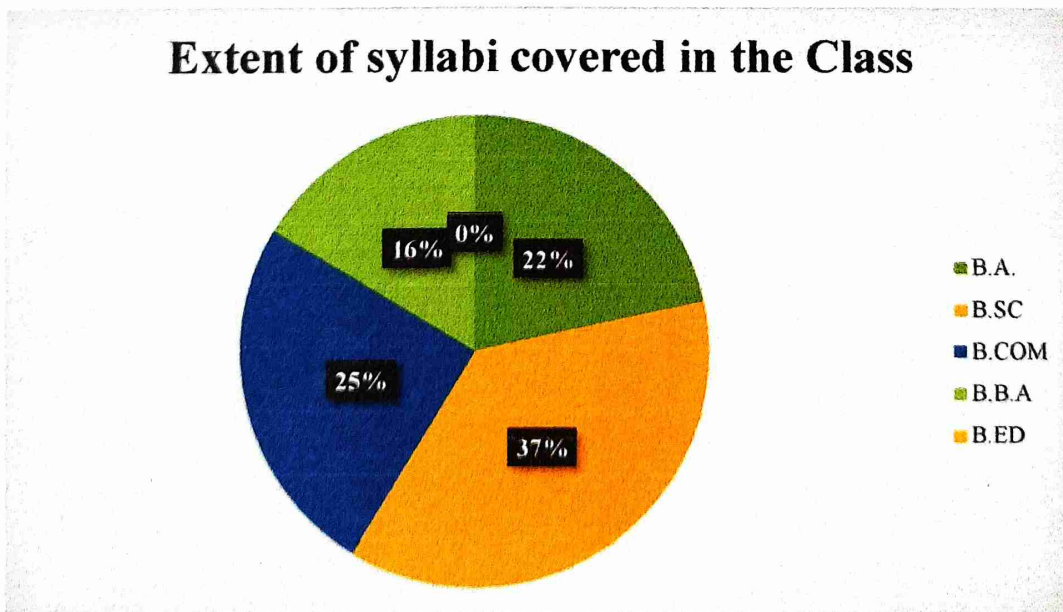


Figure 2.



Course delivery by faculty members in the class

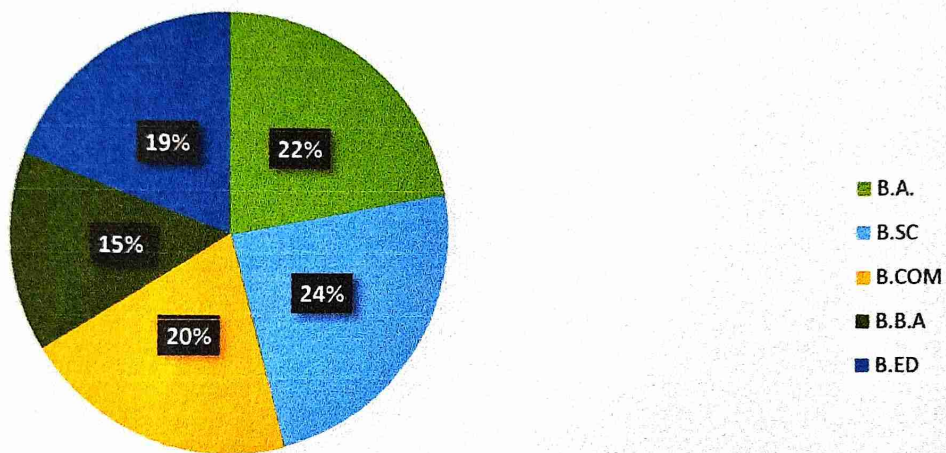


Figure 3.

Usage of teaching aids and ICT in the class by faculty to facilitate teaching

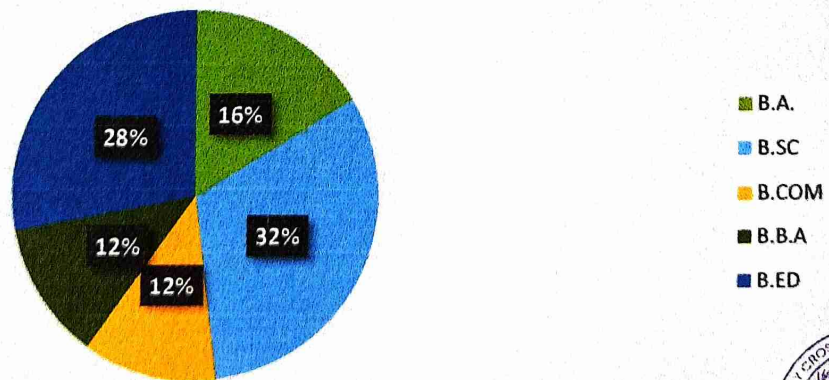



Figure 4.



Johna

Fairness in the assessment processes (Class test, Group Discussion, Quiz, Assignments, Presentation etc.)

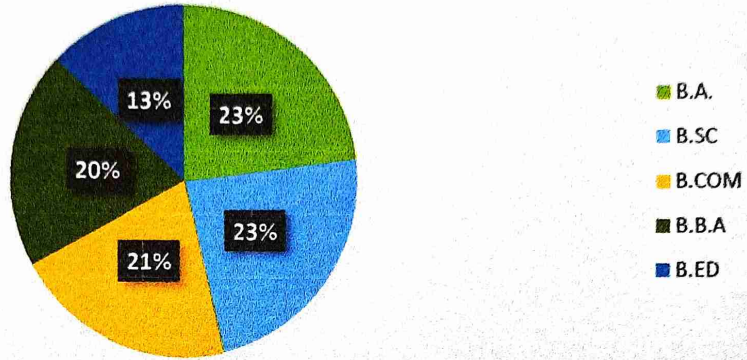


Figure 5.

Timely announcement of examination results by University

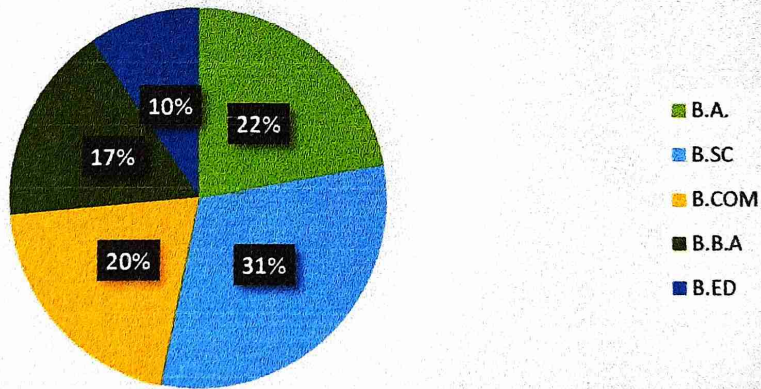


Figure 6.



**Opportunities for Research Activities
(applicable for the 6th semester students
only)**

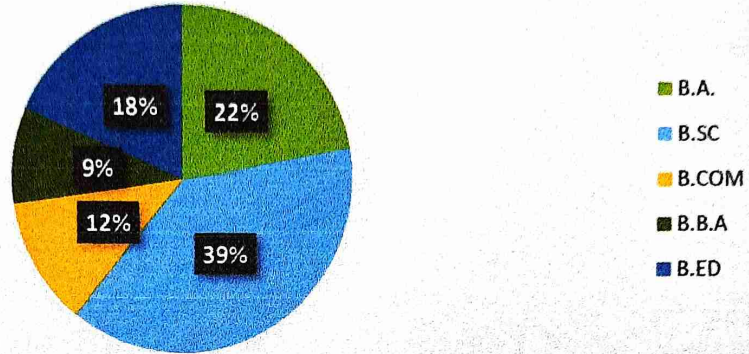


Figure 7.

**Opportunity for students to participate in
internship, student exchange, field visit, study tours
etc.**

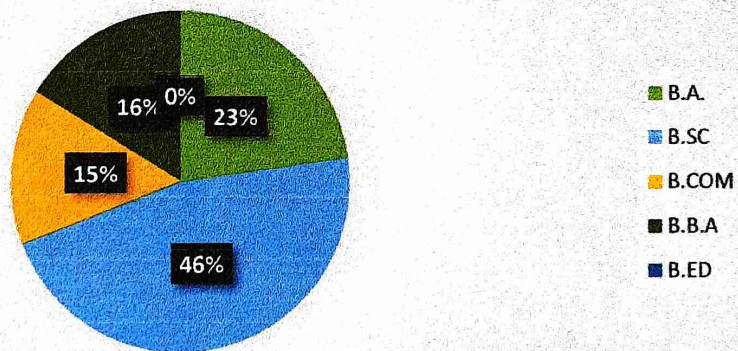


Figure 8.



Opportunities for out of class room learning competitions)

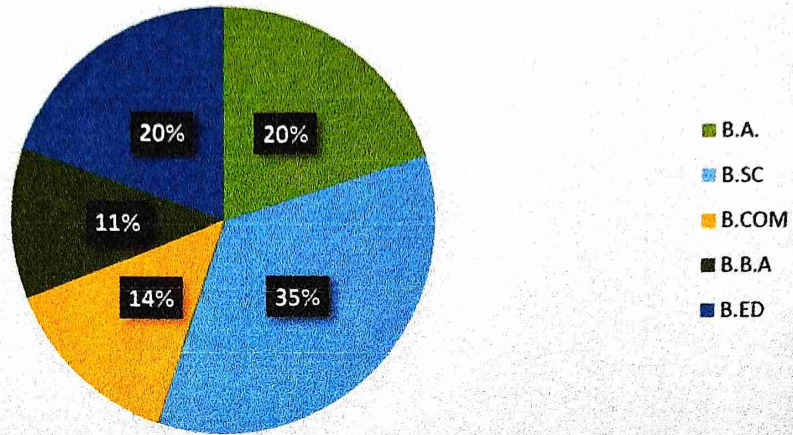


Figure 9.

Overall Learning Experience

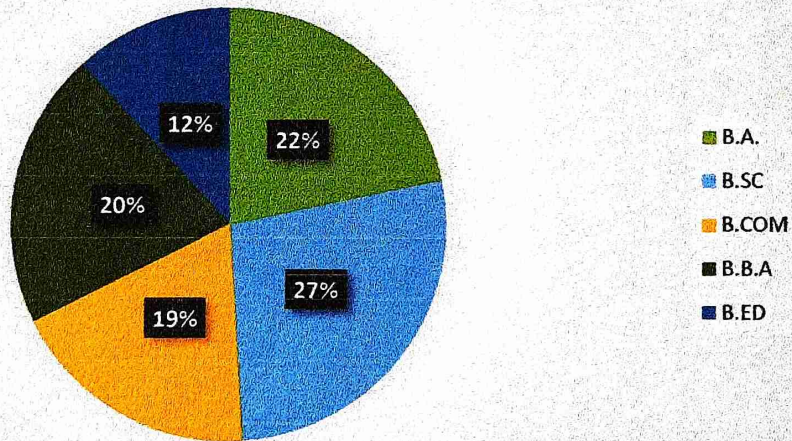


Figure 10.

Prepared By


Dr. Sudeipta Sinha.

Dr. Sudeipta Sinha
 Assistant Professor
 Department of Botany
 Holy Cross College
 Jubatara, Lembucherra
 Agartala, Tripura(W), 799210

Certified By

Dr. Fr. Benny K. John, CSC
 Principal
 Holy Cross College
 Jubatara Lembucherra
 Agartala, Tripura(W), 799210

PRINCIPAL
 HOLY CROSS COLLEGE
 AGARTALA



Sinha